

## THE BOOK AND ARTICLE (JOURNAL - CHAPTER) EXPORT MACROS

Entry Format Search | **Exp-Book** | | **Exp-Art** | Utility ||

These macros are chosen via the 4th & 5th **ALT-D** menu choices. They each lead to a separate menu-driven set of macros that convert various kinds of BIBBASE book and journal records into In-text (Social Science and Natural Science) Reference list entries, Turabian/Chicago style footnotes and Turabian/Chicago style Bibliography entries.

1+-Bib 1+-Text 1au-Note 2+-Note 1ed-Note tr-Bib tr-Note tr-Text || |

j1+/Bib j1+/Text j1/Note j2+/Note ch1+/Bib ch1+/Text ch1/Note ch2+/Note ||

In all cases the **P** and **J** macros expect that the cursor is sitting on the **AU**thor line when the macro is invoked. It does not matter where on the **AU**thor line, because its first step is to move to the very left end of that line (past the codes). The **P** macros convert BIBBASE book records into In-Text reference style Reference list entries (MLA, Social Science, Biological Sciences, etc] Turabian/Chicago style footnotes and Turabian/Chicago style Bibliography entries. The first 4 **J** macros convert Journal articles and the last 4 **J** macros convert chapters in edited books (because the Export-book menu filled too quickly).

## BOOK EXPORT MACROS (P MACROS)

Entry Format Search | **Exp-Book** | Exp-Art Utility ||

**1+-Bib** 1+-Text 1au-Note 2+-Note 1ed-Note tr-Bib tr-Note tr-Text ||

**1+-Bib P1** Converts a standard book entry with 1 or more authors or editors to a Bibliography entry. Initials are fine. To begin, the cursor must be somewhere in the **AU**thor line.

Original format in file of records was like this:

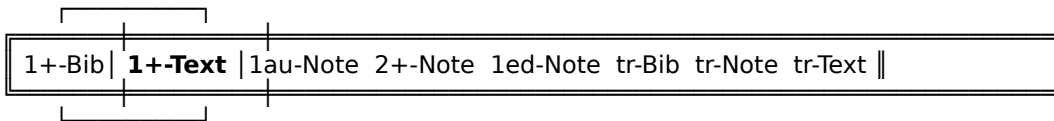
**AU** de V. Brunkow, Robert, ed.  
**TI** *Religion and Society in North America: An Annotated Bibliography.*  
**TR**  
**PU** Santa Barbara: American Bibliographical Center, 1983.  
**DA** 1983  
**C#** Z7831.R44 CBC  
**DE** @sociology @religion @new religions @Christianity @churches @United States @politics @education @society  
**@**  
**RE** 500 pages on every aspect.@@@

The macro selection **P1** converted it to this:

de V. Brunkow, Robert, ed. *Religion and Society in North America: An Annotated Bibliography.* Santa Barbara: American Bibliographical Center, 1983.

The macro actually destroys the old record in the process, so if you want to keep an old copy of the record, it is best to copy it into a working screen or file before converting it to the Bibliography format.

EXPORT BOOK MACROS



**1+-Text P2 [or P2a, P2b, P2c]** Converts a BIBBASE entry into the In-Text reference format as it appears in bold below. To begin, the cursor must be somewhere in the **AU**thor line.

**Frankena, William K. 1966. Public Education and the Good Life. Chap. in *Readings in the Philosophy of Education*, 1st edition, ed. John Martin Rich. Belmont, California: Wadsworth.**

**Makower, Joel. 1985. *Boom! Talkin' About Our Generation*. Chicago: Contemporary Books.**

I provided a macro called P2b which converts an entry to the In-Text reference format as it appears bolded below (with an indent following the date):

**Hirst, Paul. 1971.  
The Roles of Philosophy and Other Disciplines in Educational Theory.  
Chap. in *Curriculum*, ed. Martin Levit. Urbana: University of Illinois Press.**

**Menzies, Heather. 1989.  
*Fast Forward and Out of Control*. Toronto: Macmillan.**

I also provided a macro called P2c which converts an entry to the In-Text reference format appearing in bold below.

**Komisar, B. Paul.  
1968 Teaching: Act and Enterprise. Chap. in *Concepts of Teaching*,  
ed. Macmillan, C.J.B., and Thomas W. Nelson. Chicago: Rand-McNally.**

**Eckert, Penelope.  
1989 *Jocks and Burnouts: Social Categories and Identity in the High School*. New York: Teachers College Press.**

There are so many In-Text reference formats, that I cannot possibly include them all. You should make the choice between the three I have given here and then follow these steps:

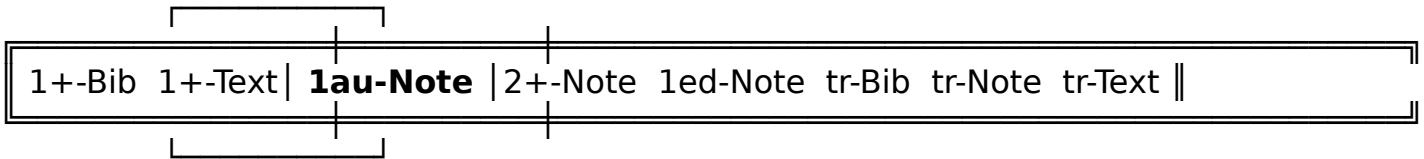
- if you like the default one I provided, do not change a thing
- if you want to use P2b or P2c instead of P2 (which is exactly like P2a), rename the one you want "P2" by going to your macros directory with F5 and then using the rename feature (#3)

You could also go in and edit the existent P2a, P2b, and/or P2c macro(s) if you wanted to adjust one of them to produce an entry looking more like what you want. I have put a

number of explanatory comments inside these macros for your editing ease. To add codes into a macro, put the cursor where the action is to occur and press the appropriate key. If the action takes place in the macro, instead of the code for that action appearing written in the macro, try pushing CTRL-V first, then the key for the action you want. Some keys need CTRL-V first (eg: Tab, Enter) and others do not (eg: Indent).

The lower case first letters in titles characteristic of some In-Text reference styles are impossible to achieve with accuracy in a simple WP macro. Unfortunately, you will have accomplish that feature of In-Text reference style manually.

## EXPORT BOOK MACROS



**1au-Note P3** Converts a BIBBASE record in which the book has 1 author (no editors) to the Footnote/Endnote format. Initials in the author's name are fine. To begin, the cursor must be somewhere in the **AU**thor line.

Here is the original entry as it appears in a records file:

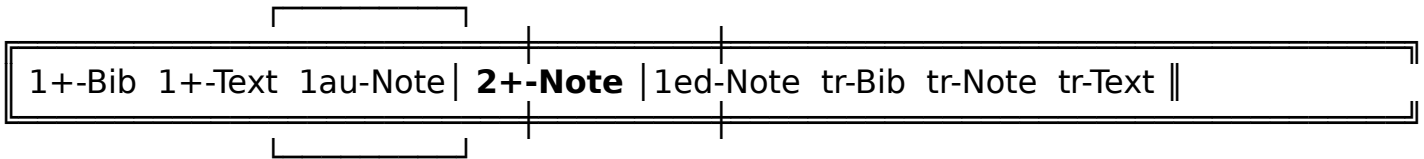
**AU** Gottlieb, Annie.  
**TI** *Do you believe in magic? : the second coming of the sixties generation.*  
**TR**  
**PU** New York: Times Books, 1987.  
**DA** 1987  
**C#** HN.65.G68 1987 UofR MAIN 306.0973G RPL  
**DE** @sociology @baby boom generation @Middle age @hippies @ Middle age--United States @Baby boom generation--United States @Hippies--United States @United States--Social conditions--1945.@  
**RE** Bibliography, pp. 401-18.@@@

Here it is in its converted form:

Annie Gottlieb, *Do You Believe in Magic? : The Second Coming of the Sixties Generation* (New York: Times Books, 1987),

Obviously, the footnote still wants page numbers typed in at the end, but all the requisite information from the record is converted.

## EXPORT BOOK MACROS



**2+-Note P4** Converts a BIBBASE record of a book with 2 or more authors or editors, with or without initials, to the FOOTNOTE/ENDNOTE format. To begin, the cursor must be somewhere in the **AU**thor line. The original record looked like this:

**AU** Bradburn, Norman M., and David Caplovitz.

**TI** *Reports on Happiness.*

**TR**

**PU** Chicago: Aldine Publishing, 1965.

**DA** 1965

**C#** BF515.B7 UofR Main

**DE** @sociology @mental health @psychology @happiness @meaning @anxiety @work @income @education @families @nuclear war @community @1960s @

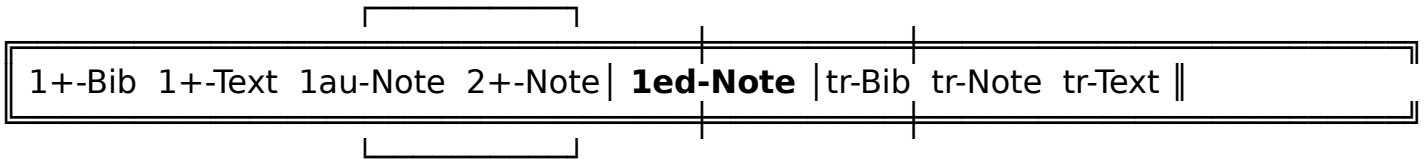
**RE** Based on NORC research conducted in early 1960s, correlating happiness with many other factors. Couple pages xeroxed in "hope" file.@@@

The macro converts it to this:

Norman M. Bradburn and David Caplovitz, *Reports on Happiness* (Chicago: Aldine Publishing, 1965),

Initials and their spacing do not matter here. If you like to start footnotes with a tab, then you must alter the footnote format codes (Ctrl-F7, 1, 4, 4).

## EXPORT BOOK MACROS



**1ed-Note P5** Converts a BIBBASE record of a book with 1 editor, with or without initials, to the FOOTNOTE/ENDNOTE format. To begin, the cursor must be somewhere in the **AU**thor line. The original record looked like this:

**AU** Bromley, David, ed.

**TI** *Falling From the Faith.*

**TR**

**PU** Beverly Hills, California: Sage Publications, 1988.

**DA** 1988

**C#** BR256.B73 CBC

**DE** @sociology @religion @belief @apostasy @conversion @United States  
@Unification church @new religions @deprogramming @People's Temple @secularization  
@mainline churches @

**RE** Collection of articles by different writers about sources and effects of disaffiliation from churches and new religions.@@@

Macro P5 converted it to this:

David Bromley, ed., *Falling From the Faith* (Beverly Hills, California: Sage Publications, 1988),

## EXPORT BOOK MACROS

1+-Bib	1+-Text	1au-Note	2+-Note	1ed-Note	<b>tr-Bib</b>	tr-Note	tr-Text	
--------	---------	----------	---------	----------	---------------	---------	---------	--

**tr-Bib P6** Converts a BIBBASE record of a book by one or more authors with a named editor, translator, or foreword by to the FOOTNOTE/ENDNOTE format (the kind of records entered with macro **n2** or formatted with macro **m2**). This macro is not meant to convert for export those titles of collections of chapters by many different authors; use P1 for those records. Initials are fine. To begin, the cursor must be somewhere in the **AU**thor line. The original record looked like this:

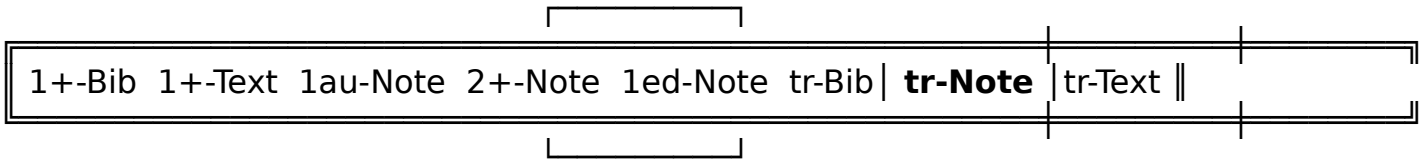
**AU** Caporale, Rocco, and Antonio Grumelli, eds.  
**TI** *The Culture of Unbelief.*  
**TR** Foreword by Peter Berger.  
**PU** Berkeley: University of California Press, 1971.  
**DA** 1971  
**C#** BD215.S88 UofR Main  
**DE** @sociology @belief @religion @sociology of religion @theology @unbelief @T. Luckmann, @R. Bellah, @C. Glock @H. Cox @secularization @  
**RE** Collection of papers given at a Vatican-sponsored symposium on unbelief in 1969.@@@

The macro converted it to this:

Caporale, Rocco, and Antonio Grumelli, eds. *The Culture of Unbelief.* Foreword by Peter Berger. Berkeley: University of California Press, 1971.



## EXPORT BOOK MACROS



**tr-Note P7** Converts a BIBBASE record of a book by one author with a named editor, translator, or foreword by to the FOOTNOTE/ENDNOTE format. Like P6, this macro is not meant to convert for export those titles of collections of chapters by many different authors; use P1 for those records. Initials are fine. To begin, the cursor must be somewhere in the **AU**thor line. The original record looked like this:

After conversion for export, a record would look like this:

Rocco Caporale, *The Culture of Unbelief*, Foreword by Peter Berger (Berkeley: University of California Press, 1971),

The first characters in the words "Translated" and "Edited" are dropped to lower-case. The first character in the word "Foreword" remains in upper-case.

## EXPORT BOOK MACROS

1+-Bib	1+-Text	1au-Note	2+-Note	1ed-Note	tr-Bib	tr-Note	<b>tr-Text</b>
--------	---------	----------	---------	----------	--------	---------	----------------

**tr-Text**     **P8 [or P8a, P8b, P8c]** Convert a BIBBASE record of a book by one or more authors with a named editor, translator, or foreword by to the In-Text reference format. This macro is not meant to convert for export those titles of collections of chapters by many different authors; use P1 for those records. Initials are fine. To begin, the cursor must be somewhere in the **AU**thor line. The original record looked like this:

**AU** Caporale, Rocco, and Antonio Grumelli, eds.  
**TI** *The Culture of Unbelief.*  
**TR** Foreword by Peter Berger.  
**PU** Berkeley: University of California Press, 1971.  
**DA** 1971  
**C#** BD215.S88 UofR Main  
**DE** @sociology @belief @religion @sociology of religion @theology @unbelief @T. Luckmann, @R. Bellah, @C. Glock @H. Cox @secularization @  
**RE** Collection of papers given at a Vatican-sponsored symposium on unbelief in 1969.@@@

After conversion for export, the record looked like this:

Caporale, Rocco, and Antonio Grumelli, eds. 1971. *The Culture of Unbelief.* Foreword by Peter Berger. Berkeley: University of California Press.

To adopt a different In-Text reference format from the one already assigned to this menu choice, you should follow the instructions given regarding macro P2 (the second choice on the Export Book menu). P8a, P8b, and P8c give parallel format results to macros p2a, p2b, and p2c.

The **b8b** format

Caporale, Rocco, and Antonio Grumelli, eds. 1971.  
*The Culture of Unbelief.* Foreword by Peter Berger. Berkeley: University of California Press.

The **b8c** format

Caporale, Rocco, and Antonio Grumelli, eds.  
1971     *The Culture of Unbelief.* Foreword by Peter Berger. Berkeley:  
University of California Press.

As with macro P2, you could also go in and edit the existent P8a, P8b, and P8c macros if you wanted to adjust one of them to produce an entry looking more like what you want. I have put a number of explanatory comments inside these P8 macros for your editing ease. See the instructions on how to edit macros that I provided with P2, or see the manual.

## THE ARTICLE EXPORT MACROS (J MACROS)

eNtry Format Search Exp-Book | **Exp-Art** | Utility ||

**j1+Bib** | j1+Txt j1/Note j2+Note ch1+Bib ch1+Txt ch1/Note ch2+Note ||

**j1+Bib J1** This menu selection converts a journal article entry with one or more authors to a Turabian-style Bibliography entry. Here is an original BIBBASE record before conversion:

**AU** Heath, Douglas.

**TI** "Academic Predictors of Adult Maturity and Competence."

**TR**

**PU** *Journal of Higher Education* 48 (1977): 613-32.

**DA** 1977

**C#** LB2300.J68 UofR Education

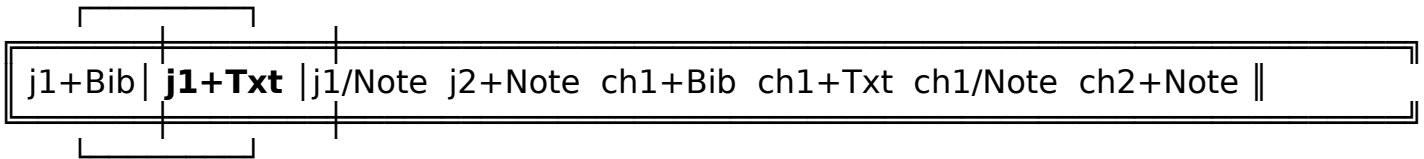
**DE** @education @GPA @college success @higher education @maturity @GPA @standardized tests @success @

**RE** Predictive ability for later success of a number of indicators at college age. Especially re predictive ability of faculty recommendations, SAT, undergrad GPA, and GRE scores for men later interviewed at median age of 32.5.@@@

Here is the converted entry:

Heath, Douglas. "Academic Predictors of Adult Maturity and Competence." *Journal of Higher Education* 48 (1977): 613-32.

## EXPORT ARTICLE MACROS



**J1+Txt J2 [or J2a, J2b, or J2c]** This selection converts a BIBBASE record for a journal article with 1 or more authors to one of the In-Text Reference system formats. Here is the same entry converted to In-Text reference formats **j2a** (which came as the default j2 as well):

Heath, Douglas. 1977. Academic Predictors of Adult Maturity and Competence. *Journal of Higher Education* 48: 613-32.

Here is the same entry, as rendered by **j2b.wpm** (if you copy j2b to j2, the menu choice will select this format):

Heath, Douglas. 1977.  
Academic Predictors of Adult Maturity and Competence. *Journal of Higher Education* 48: 613-32.

Here it is, as rendered by **j2c.wpm** (if you copy j2c to j2, the menu choice will select this format):

Heath, Douglas.  
1977 Academic Predictors of Adult Maturity and Competence. *Journal of Higher Education* 48: 613-32.

I suggest just copying, but **not renaming** the J2a, j2b, and j2c macros to j2, unless you intend to count the three on your floppy disk as backups. On the other hand, you can get rid of those formats you will not ever want if you like, there is no reason to keep copies of all four (j2, j2a, j2b, and j2c) on a hard disk.

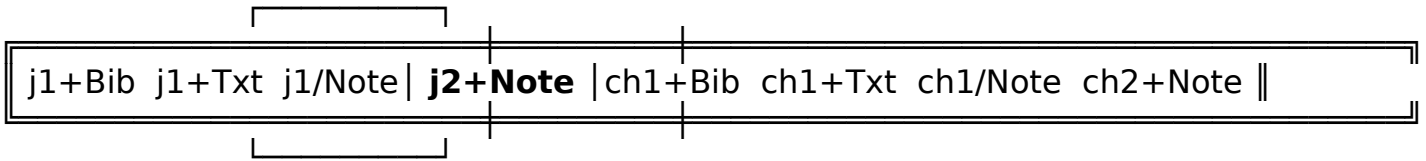
## EXPORT ARTICLE MACROS

j1+Bib	j1+Txt	<b>j1/Note</b>	j2+Note	ch1+Bib	ch1+Txt	ch1/Note	ch2+Note	
--------	--------	----------------	---------	---------	---------	----------	----------	--

**j1/Note J3** This menu choice converts a single-author journal article BIBBASE record to Footnote or Endnote format. The above entry becomes as follows:

Douglas Heath, "Academic Predictors of Adult Maturity and Competence," *Journal of Higher Education* 48 (1977):

EXPORT ARTICLE MACROS

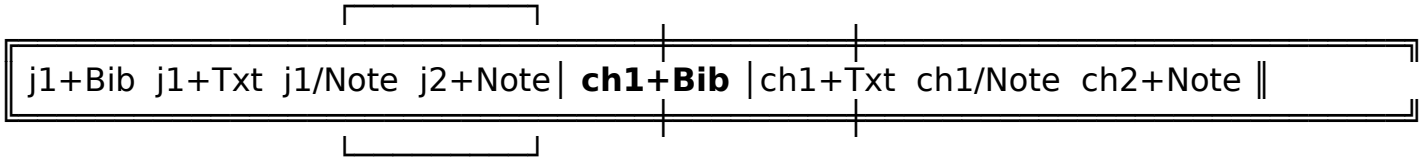


**j2+Note J4** This selection works like the above one on journal articles written by two or more authors to produce the Footnote - Endnote format:

**AU** Crenshaw, James L., and Martin Luther.  
**TI** "Education in Ancient Israel."  
**TR**  
**PU** *Journal of Biblical Literature* (1985): 601-15.  
**DA** 1985  
**C#** CBC micro reel  
**DE** @education @Israel @Old Testament @schools @literacy @learning @  
**RE** Conclusion that there is great likelihood but little evidence that there were schools in ancient Israel. Surveys other literature, mostly arguments from silence.@@@

James L. Crenshaw and Martin Luther, "Education in Ancient Israel," *Journal of Biblical Literature* (1985):

## EXPORT ARTICLE MACROS



**ch1+Bib J5** This selection converts a BIBBASE record of a chapter in a book edited by 1 or more authors to the Turabian Bibliography format.

The original BIBBASE record looked like this in a WordPerfect file:

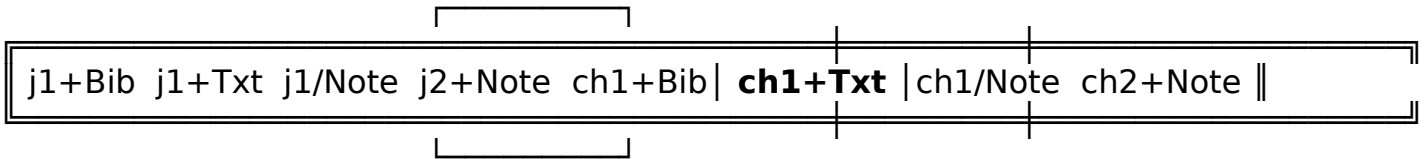
**AU** Kolb, David A.  
**TI** *"Learning Styles and Disciplinary Differences.*  
**TR**  
**PU** In *The Modern American College*, edited by Arthur W. Chickering, et al, 232-255.  
San Francisco: Jossey-Bass, 1985.  
**DA** 1985  
**C#** LA227.3.M63  
**DE** @education @psychology @learning styles @disciplines @  
**RE** Argument that people with certain learning styles are better suited to some  
disciplines than others. Good bibliography.@@@

The fifth menu choice (j5.wpm) rendered it into this Bibliographic form:

Kolb, David A. *"Learning Styles and Disciplinary Differences.* In *The Modern American College*, ed. Arthur W. Chickering, et al. San Francisco: Jossey-Bass, 1985.



## EXPORT ARTICLE MACROS



**ch1+Txt J6 [J6a, J6b, or J6c]** Converts a record of a Chapter (by one or more authors) in a book edited by another person(s) to one of the In-text Reference system formats.

The same entry as above converts to one of the three following formats, depending on which macro you make the j6 macro. Presently j6a.wpm is the default. It produces the following format:

Kolb, David A. 1985. *Learning Styles and Disciplinary Differences*. In *The Modern American College*, ed. Arthur W. Chickering, et al, 232-255. San Francisco: Jossey-Bass.

If you copy or rename j6b.wpm as j6.wpm, the menu choice will produce the following format:

Kolb, David A. 1985.  
*Learning Styles and Disciplinary Differences*. In *The Modern American College*, ed. Arthur W. Chickering, et al, 232-255. San Francisco: Jossey-Bass.

If you copy or rename j6c.wpm as j6.wpm, the menu choice will produce the following format:

Kolb, David A.  
1985. *Learning Styles and Disciplinary Differences*. In *The Modern American College*, ed. Arthur W. Chickering, et al, 232-255. San Francisco: Jossey-Bass.

In-Text reference formats generally put all common nouns into lowercase letters. This program cannot do so without a massive lexicon, so it simply leaves capitalization as it finds it. You can lowercase common nouns manually or with a macro if you wish to follow this aspect of the In-Text Reference format.

As was the case with the J2 series of macros, I suggest just copying, but **not renaming** the J6a, j6b, and j6c macros to j6, unless you intend to treat the three on your floppy disk as backups. On the other hand, you can get rid of those formats you will not ever want if you like, there is no reason to keep copies of all four (j6, j6a, j6b, and j6c) on your hard disk.

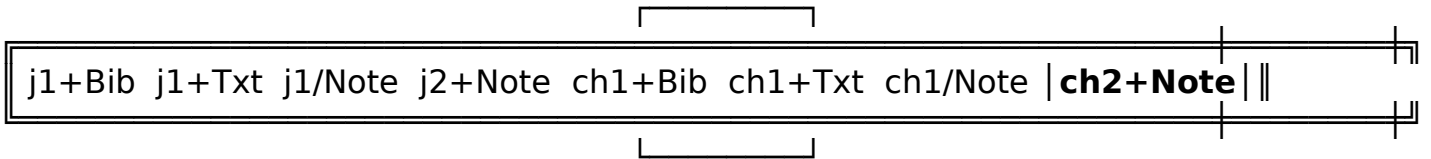
## EXPORT ARTICLE MACROS

j1+Bib	j1+Txt	j1/Note	j2+Note	ch1+Bib	ch1+Txt	<b>ch1/Note</b>	ch2+Note	
--------	--------	---------	---------	---------	---------	-----------------	----------	--

**ch1/Note J7** If the chapter in a book by another person has a single author, this menu choice will convert it as follows to a Footnote or Endnote:

David A. Kolb, "*Learning Styles and Disciplinary Differences*. In *The Modern American College*, edited by Arthur W. Chickering, et al (San Francisco: Jossey-Bass, 1985),

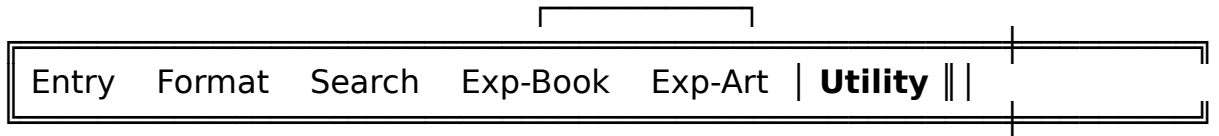
## EXPORT ARTICLE MACROS



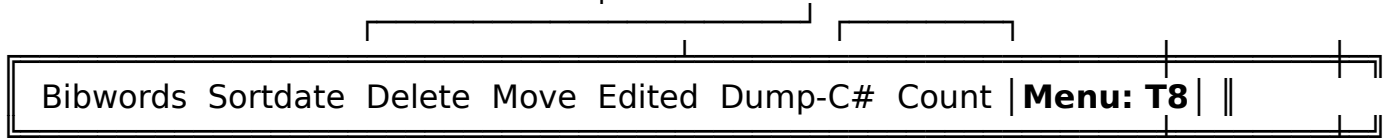
**ch2+Note J8** If the chapter in a book by another person has multiple authors, this menu choice will convert it as follows to a Footnote or Endnote:

David A. Kolb and Martin Luther, "*Learning Styles and Disciplinary Differences*," in *The Modern American College*, edited by Arthur W. Chickering, et al (San Francisco: Jossey-Bass, 1985),

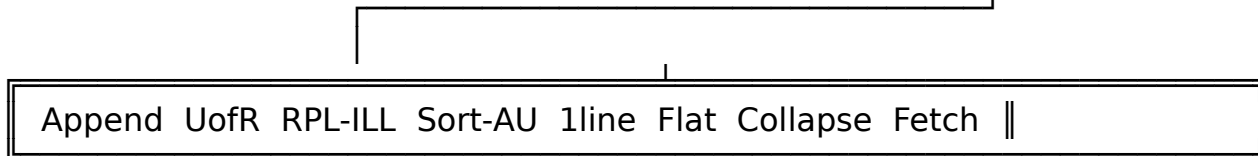
## THE UTILITY MACROS



These macros are selected via the last entry in the (**ALT-D**) top menu. Selecting **UTILITY** chains you to menu **D6** that looks like this.



Selecting **Menu: T8**, the last choice on **D6**, chains you to a second set of Utility macros numbered T11 to T18. You may want to replace some of the second set with macros more suited to your own needs.



Each of the selections on these menus leads to a utility that I have designed for some little task that comes up in the course of handling my files and my records.

## UTILITY MACROS



**Bibwords T1** This selection loads a series of ALT-# key macros into memory. You can change the words that it loads by editing the macro T1. These happen to be the ten words to do with publishing that I use most when I am typing bibliographies.

In an actual work session, these words are typed by pressing ALT and a number key from the top of the keyboard (not the numeric keypad). They are as follows:

- 1 = UofR Main
- 2 = Eerdmans, 19
- 3 = New York:
- 4 = Grand Rapids:
- 5 = London:
- 6 = Toronto:
- 7 = University
- 8 = Press, 19
- 9 = Publishers, 19
- 0 = UofR Education

You can edit this list by calling up macro T1 (**Ctrl-F10, T1, Edit, Action**) and then editing the list that appears.

This quick means of writing on screen is not available if any other macro is running. For that reason I often type all the information in a record before formatting into BIBBASE, or else use the N3 boilerplate macro so that the WordPerfect macro function is freed to use these ALT-key macros.

## UTILITY MACROS

Bibwords	<b>Sortdate</b>	Delete	Move	Edited	Dump-C#	Count	Menu: T8	
----------	-----------------	--------	------	--------	---------	-------	----------	--

**Sortdate T2** This macro sorts a file of BIBBASE records according to the date entered in the **DA** line of each record. Records with no date given on that line appear first in the sorted output.

UTILITY MACROS

Bibwords	Sortdate	<b>Delete</b>	Move	Edited	Dump-C#	Count	Menu: T8	
----------	----------	---------------	------	--------	---------	-------	----------	--

**Delete**    **T3**    This selection deletes a formatted entry if the cursor is on the first line.

## UTILITY MACROS

Bibwords	Sortdate	Delete	<b>Move</b>	Edited	Dump-C#	Count	Menu: T8	
----------	----------	--------	-------------	--------	---------	-------	----------	--

**Move T4** This selection moves an entry from the file it is in to the bottom of whatever file is in Screen 2. It then returns the cursor to the screen from which the entry originated. I use it to remove finished records from my working "books" file off to my finished books "dump" file. I also use it to remove records to their permanent bibliographic files.



## UTILITY MACROS



**Edited T5** This macro works with the N3 empty boilerplate macro and saves your having to enter several bits of information twice. It is useful for pulling the editor, title, and publishing information from a completed record (for the edited book) just above the record you are entering (for a chapter in that edited book). Say that I have an entry for an edited book by S. Elam on screen like so (ignore the underlining for now):

**AU** Elam, Stanley, ed.  
**TI** Education and the Structure of Knowledge.  
**TR**  
**PU** Chicago: Rand-McNally, 1964.  
**DA** 1964  
**C#** BD161.E4 UofR Education LB1028.P38 UBC  
**DE** @philosophy of education @learning @knowledge  
**RE** Table of contents xeroxed in phil of ed file.@@@

Just below my Elam record, I am entering my information on a chapter in that book by David Ausubel. I run **N3** to give myself an empty boilerplate. I enter the information on the first two lines (**AU**thor and **TI**tle). I move the cursor down to the right end of the **PU** line (at \* below).

**AU** Ausubel, David.  
**TI** "Psychological Considerations in Teaching."  
**TR**  
**PU** \*  
**DA** 19  
**C#**  
**DE**  
**RE** @@@

When I run macro **T5** (or **ALT-D, Utility, Edited**) from that spot, the program saves my having to type all the Elam and book title information again. I underlined for the purposes of illustration here, what the macro will grab and reformat from the above entry.

**AU** Ausubel, David.  
**TI** "Psychological Considerations in Teaching."  
**TR**  
**PU** In Education and the Structure of Knowledge, edited by Stanley Elam, 123-45.  
Chicago: Rand-McNally, 1964.

**DA** 1964  
**C#** BD161.E4 UofR Education LB1028.P38 UBC  
**DE**  
**RE** text, if any. @@@

Here is the same Ausubel entry as soon as the macro is finished fetching the pertinent information from the above entry. If you do multiple chapter entries from one edited book, you must keep entering the chapter records just below the source entry, because it must sit right above the entry you are entering.

## UTILITY MACROS



**Dump-C# T6** In trying to minimize the amount of paper I carry around in libraries, I often just write down the call numbers of the books I want. This macro saves me time by eliminating the need to write down already-typed call numbers of books. If I am in a record, with the cursor on the call number, I run this macro and it dumps the call number to the bottom of the file and returns to the original location. When I am done assembling the list of books I want to get, I can print the block of call numbers at the bottom of the file.

UTILITY MACROS

Bibwords	Sortdate	Delete	Move	Edited	Dump-C#	<b>Count</b>	Menu: T8	
----------	----------	--------	------	--------	---------	--------------	----------	--

**Count**    **T7**    This menu counts the records in a file.

## UTILITY MACROS

Bibwords Sortdate Delete Move Edited Dump-C# Count | **Menu: T8** ||

**Menu T8** This selection leads to a second Utility menu as follows.

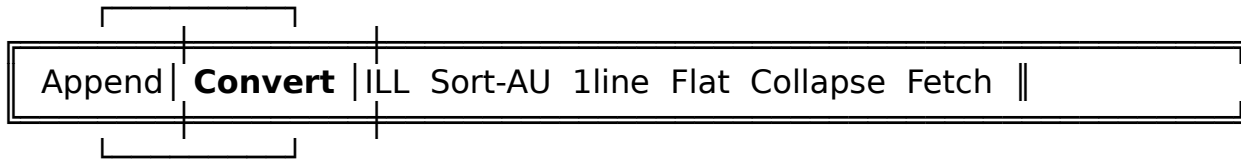
Append Convert ILL Sort-AU 1line Flat Collapse Fetch ||

## UTILITY MACROS

```
Append Convert ILL Sort-AU 1line Flat Collapse Fetch ||
```

**Append T11** This macro appends one record to my c:\ken\re\catdump file without loading the file. You could get it to append to a file of any name by editing the macro. I have included instructions in the macro to assist you in that. Begin by typing **CTRL-F10, T11, Edit, Action**, to get into the macro to make the changes you wish.

## UTILITY MACROS



**Converet T12** This macro converts a downloaded record from my local university library to BIBBASE format. I suggest you assign some utility of your own the name T12. To change the word "Convert" that is written in the menu macro (t8) itself, edit that macro by calling it up with **Ctrl-F10, T12, Edit, Action**, and changing "Convert" to whatever menu-word you desire each of the 8 times it appears. You also should change the prompt under "**{Label} t1.2**" to whatever prompt (message) you want to appear when the cursor is sweeping the menu at the top of the screen. Ensure you have a floppy back-up or a back-up elsewhere on your harddisk before commencing editing of this macro. You could destroy the macro. If you are in trouble while editing a macro you can exit without changing it by using F1 instead of F7, or, if you are really desperate, you can reboot.

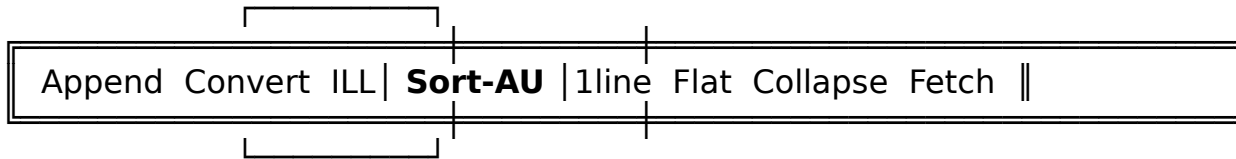
## UTILITY MACROS

Append	Convert	<b>ILL</b>	Sort-AU	1line	Flat	Collapse	Fetch	
--------	---------	------------	---------	-------	------	----------	-------	--

**ILL T13** This macro converts a BIBBASE record to an Inter-Library loan request for my local public library. You may want to convert this one to a use more suited to your system as well. The instructions are the same as those above for changing T12 from "UofR" to what you want, except, of course, that you must type **T13** in for the macro name after **CTRL-F10**.

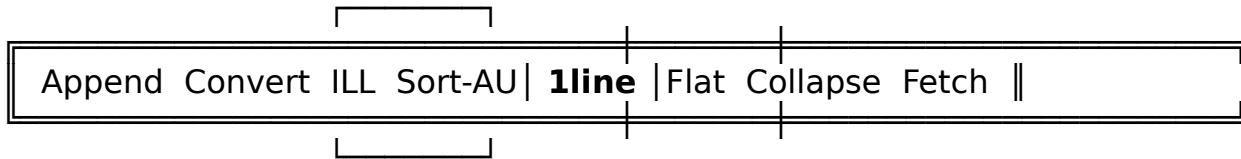


## UTILITY MACROS



**Sort-AU T14** This macro sorts a whole file of BIBBASE records by AAuthor information. Each record should be separated by three [HRt] codes (that is: two blank lines), and there should be two blank lines at the top of the file. This macro takes a while, especially on big files and on a PC or XT, so be patient with the "Please Wait" prompt. The bell will ring when the sort is completed.

## UTILITY MACROS



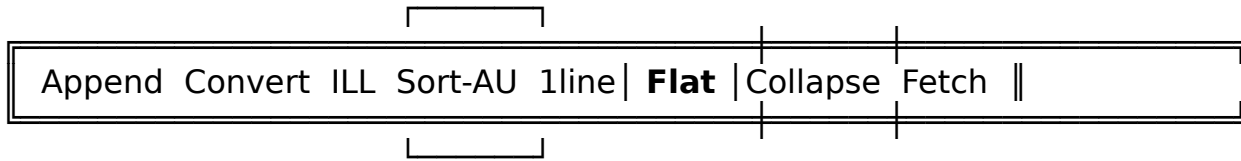
**1line** T15 This macro produces a one-line entry for each record in a file. I combine all my one-line records into a single file which I print periodically to keep a running (and very portable) list of what books I have looked at before and entered information on already.

Here are a few lines from it as it now stands:

Abercrombie, John R. Computer Programs for Literary Analysis.  
Adler, Mortimer J. Aristotle for Everybody: Difficult Thought  
Adorno, T.W., E. Frenkel-Brunswick, D.J. Levinson, and R.N. Allen,  
"Rational Autonomy: The Destruction of Freedom."  
Allport, Floyd H. Institutional Behaviour.  
Allport, G.W., J.M. Gillespie, and J. Young. "The Religion of  
Allport, Gordon W. "Prejudice: Is it Societal or Personal?"

The third entry never even got to the title, but that is alright; those four people have probably not written that many works together. Whatever it is is still distinguishable from other titles. This macro alters your original file drastically, so save the file to a scratch name before running the macro.

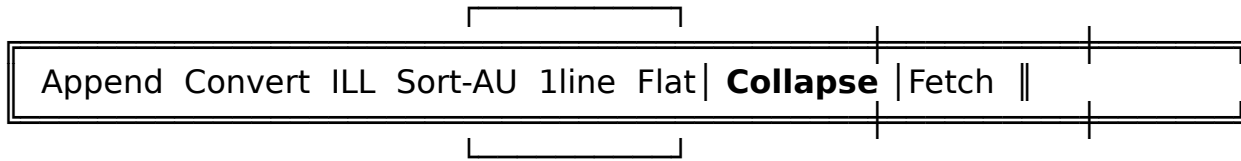
## UTILITY MACROS



**Flat T16** This macro copies all the @descriptors in a file to Screen 2 to aid in producing a thesaurus of descriptors. You may want to look at a descriptor thesaurus in an academic library to see how they are assembled and used. You may also want simply to change this macro to something else.

I have provided a second version of this macro (called T16b.wpm) that does the same work as T16 but it also eliminates the first @descriptor in every record. This is useful (1) if you ultimately separate and store your records in bibliographies or files in which all the records have to do with the same discipline or subject (and thus have the same initial @descriptor, and (2) you don't want to have to eliminate several doubles of the same descriptor from the thesaurus you are constructing. [Actually, T16b leaves the initial @descriptor in the thesaurus just once.]

## UTILITY MACROS



**Collapse T17** This macro changes an entry back into paragraph form by removing the eight field indicators, the indents, the bold codes, the and the . It leaves the @descriptor markers in.

## UTILITY MACROS

```
Append Convert ILL Sort-AU 1line Flat Collapse| Fetch ||
```

**Fetch T18** This macro pulls **AU**thor **T**itle and Call Number (**C#**) information only to produce a brief entry. I use this to print the information I need to get a book out of a library.

## REGISTRATION FOR BIBBASE 1.0/1.1

Name: \_\_\_\_\_

Address: \_\_\_\_\_

\_\_\_\_\_

\_\_\_\_\_

Bank cheque, bank money order, postal money order all work fine.  
Please send \$15.00 U.S. or \$15.00 Canadian to . . .

Dr. Ken Badley  
4400 - 4th. Ave.  
Regina, SK  
S4T 0H8 Canada.

For a \$30.00 registration, I will send you a copy of BIBBASE 2.0 when it is released.  
Please send an address unlikely to change if you choose this option, as I expect this to occur about mid-1993.

For my interest, if you don't mind, please tell me whether you are a student, a professor, a researcher, or ??? Thank you.

\_\_\_\_\_

Please also tell me where you found or bought this program.  
Which BBS, distributor, etc? Thank you.

\_\_\_\_\_